

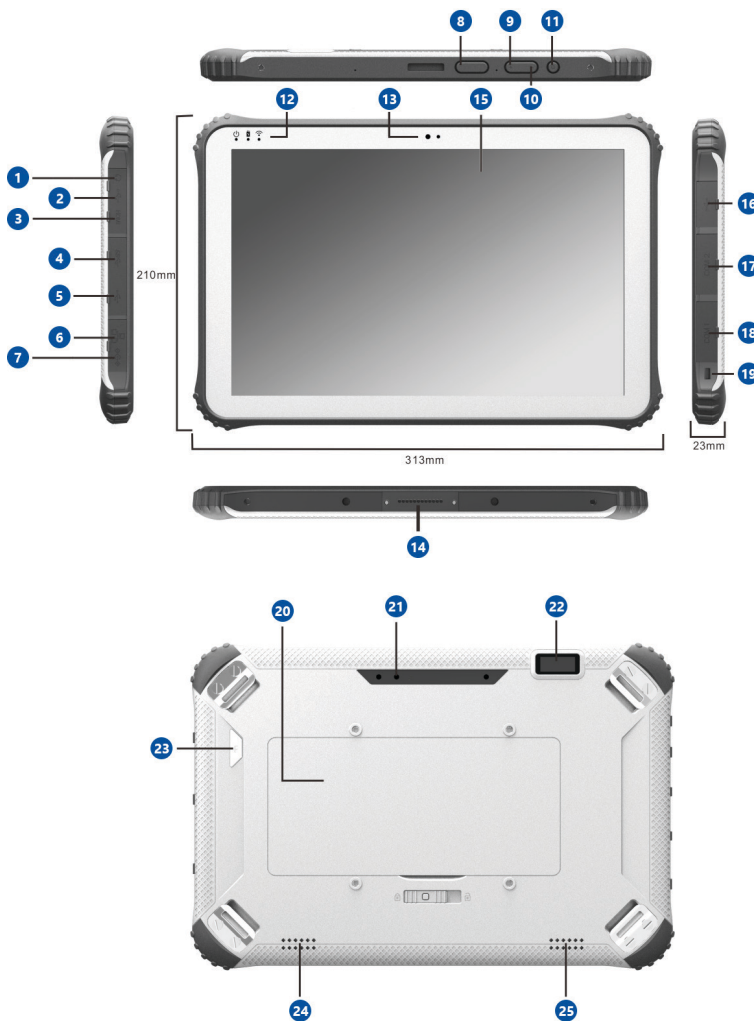
## SCORPION 12" - Kaby Lake - Rugged Tablet

Scope of delivery:

- 1x SCORPION 12" - Kaby Lake - Rugged Tablet
- 1x Carrying strap
- 1x Hand strap
- 1x Foldable stand (including screws)
- 1x Power adapter (12V/4A)
- 1x Plastic lever (for removing the battery)



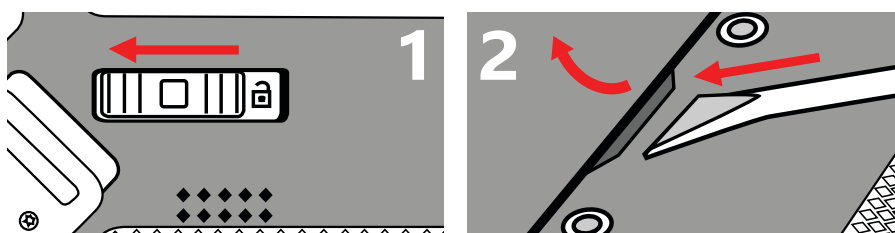
For more information about the product and a detailed description, please visit:  
<http://www.bressner.de/en/shop/mobile-computing-en/scorpion-12-kabylake/>



1. Audio out 3,5mm
2. USB Type C
3. Mini-HDMI
4. USB 3.0
5. USB 2.0
6. LAN
7. DC input
8. Programmable buttons P1/P2
9. Volume +
10. Volume -
11. Power On/Off
12. Status LED's:  
(Power/Charge indicator/WLAN)
13. 2MP front camera and light sensor
14. Docking port
15. Corning® Gorilla® Glass
16. USB 2.0
17. DB-9 serial COM 2
18. DB-9 serial COM 1
19. Kensington lock
20. Replaceable battery  
(SIM and SD card slot are located below the battery)
21. 5MP rear camera
22. Barcode scanner (optional)
23. Scan button F
24. Right speaker
25. Left speaker

### PLEASE FOLLOW THE INSTRUCTIONS, WHEN REMOVING BATTERY:

First unlock the battery by sliding the latch to the left and then remove it **ONLY** with the included plastic lever!



## Please read and observe carefully before using the device!



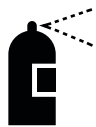
### Environment:

Protect the device from temperatures outside the specified range. The device is protected against spray water but must not be submerged in water or be exposed to water jets. Do not expose the unit to strong magnetic fields or strong static electricity. Once water or liquid has entered the unit, turn it off and do not use until it is dried. Have it checked by a qualified specialist.



### Safety in operation:

Do not drop the device. Do not bend or twist it. This may result in a breakage of the display glass or of circuit boards and mechanical parts. To avoid hearing damage, listen to music via headphones at a moderate volume and never place the speaker outputs directly in front of your ear. Keep packaging materials and small parts away from children. There is a danger of suffocation. Never open the case of the appliance or the charger (risk of electric shock, short-circuit and fire). Do not put objects through slots or openings on the appliance or charger (risk of electric shock, short circuit, and fire). Do not attempt to open the unit, the unit may be destroyed and you will lose warranty.



### Cleaning:

Never clean the surface of the appliance with solvents, detergents or other chemical products. Use a soft, dry cloth instead.



### Power supply:

Always use the original charger or one with suitable current and voltage rating to prevent damage to the device. If you use an universal charger, consider the polarity of the charger as well as the current and the voltage rating. Do not unplug the charger from the wall outlet by pulling the cable. Do not use chargers with damaged cables or plugs.



### Disposal:

Dispose used electronic equipment at the appropriate collection points. Please note that your device has a battery and therefore it must not be disposed with normal household waste. Please consult your local or municipal authorities for the correct disposal route of your device and battery.



### Battery:

Batteries are wearing parts whose life cycle depends on handling. Please also note the following:

- Fully charge the battery every six months
- Avoid exposing the device or the battery to excessive heat
- Do not expose the battery to mechanical stress
- Do not damage batteries with sharp or pointed objects
- Do not throw batteries into fire - they may explode
- Do not pour any liquids over the battery
- Avoid short-circuiting the battery, as it may result in overheating and ignition of the battery
- If liquid leaks from the battery and comes into contact with the eyes or skin, rinse immediately with clear water and seek medical advice
- Incorrect replacement of the battery may result in a risk of explosion
- Replace battery only by the same or an equivalent type recommended by the manufacturer
- Please do not dispose used batteries with household waste. Use the service of specialist shops that carry out the exchange.